

Edge Banding Machine Compact Series

EDGE BANDING MACHINE

MODLE: YL-CE3

Special designed for gluing edges of PVC, melamine or veneer in coil / roll, with thickness from 0.4~1.0 mm. (CE3 upto 3.0 mm) on straight, round or free shaped panels with hot melt glue. It is the most economic manual feed edge bander.



EDGE BANDING MACHINE

MODLE: YL-CM

Also for gluing edges of PVC, melamine or veneer on straight, round or free shaped panel with hot melt glue. However, it is enriched for edging ABS or solid lipping from 0.4 to 3 mm thickness which to be cut to size by a reinforced pneumatic knife.



EDGE BANDING MACHINE

MODLE: YL-CT


Independent working bench for trimming top and bottom edges of PVC, melamine or veneer from 0.4~3.0 mm thickness which equip with bevel cutters driven by hi-frequency motors and electronic inverter.



RADIUS TRIMMING MACHINE


MODLE: YL-RT

Apply trimming cutter with copy device, for trimming any shape of profiled corner up to 3.0 mm edging thickness and standard with buffering unit.




APPLICATION

- Fill up hot melt glue into the glue pot which is located under table. Max 3 kgs.
- Set up temperature at about 180°C by the indicator of electronic temperature regulator.
- Preset the length of the edge by digital millimeter indicator. To insert the edge into feeding line on table top.
- Turn on the main switch of power supply. Glue to be then heated and melted in about 10 minutes.
- Reset temperature at 160°C Max and 140°C Min on temperature regulator for energy saving.
- Turn on the switch of feed motor only if glue is fully melted in the glue pot. Check it first.
- To hold working panel by hands to approach the fence and standby at the front of pressure roller.
- Then press pedal switch by foot. Push and move panel onto pressure roller as soon as edge feeding out.



■ HOTAIR BLOWER UNIT

For CE3 & CM, to soften 3.0 mm PVC / ABS edgings which could be easy to banding free sharp panel. (Optional on request)



■ MODEL: YL-CE3

In coil / roll form.



■ MODEL: YL-CM

In coil / roll form or wooden strip.

SPECIFICATION

MODEL		YL-CE3	YL-CM	YL-CT	YL-RT
TABLE AREA	MM	1100 x 800		900 x 700	430 x 350
PANEL LENGTH	MM	100 AND UP			
PANEL WIDTH	MM	65 AND UP		100 AND UP	
PANEL THICKNESS	MM	10~50			
EDGING THICKNESS	MM	0.4~3.0			
GLUE POT CAPACITY	KG	3.0			
HEATING ELEMENT	KW	1.8			
FEED SPEED	M.P.R.	10 / 15 / 20 (3 / 6 / 9 OPTION ON REQUEST)			
EDGE TRIMMING POWER	KW(HP)			0.56 (0.75) x 2	0.5 (0.7)
BUFFING UNIT POWER	KW(HP)				0.38 (0.5)
BUFFING WHEEL SPEED					1720
SOFTFORMING PROFILE DEPTH	MM				40
TRIMMING SPINDLE SPEED	R.P.M.			14,400	27,000
AIR REQUIREMENT	BAR	6	6		6
WORKING HEIGHT	MM	850			
WEIGHT (N.W./G.W.)	KG	280 (380)	350 (450)	150 (230)	155 (275)
MACHINE SIZE	MM	1520 x 800 x 1000	1520 x 800 x 1000	800 x 850 x 1150	760 x 680 x 1160
PACKING SIZE	MM	1220 x 910 x 1190	1220 x 910 x 1190	1020 x 990 x 1310	910 x 790 x 1480

We reserve the right for technical modification.