



YL-250/YL-300

YL-250/YL-300

之工作台裝設滾柱直線軌，
移動輕巧，平穩。
The working table of model
YL-250/YL-300 is installed
the roller linear motion slide
rail and smooth & light of
movement.



鎢鋼木工刀具研磨機
Tungsten Carbide Tip
Woodworking Tool Grinder



YL-200

YL-200
之工作台裝設滾珠
直線滑軌。
The working table of
model YL-200 is
installed the ball
linear slide motion rail.




鎢鋼木工刀具研磨機


Tungsten Carbide Tip Woodworking Tool Grinder



鉋花刀研磨範例 (附件如圖)
Typical Applications of Grinding Router Bit
(Optional accessories shown as fig.)



鎢鋼平鉋刀研磨範例 (附件如圖)
Typical Applications of Grinding Straight
Carbide Knife (Optional accessories shown
as fig.)



鎢鋼圓鋸片研磨範例 (附件如圖)
Typical Applications of Grinding Circular
Sawblade (Optional accessories shown
as fig.)

規格 SPECIFICATIONS


型號 MODEL	YL-200	YL-250/YL-300
研磨能力 Grinding capacity	鎢鋼成型刀 Tungsten carbide profile tool 鎢鋼圓鋸片 Tungsten circular saw blade 鎢鋼平鉋刀 Tungsten circular planing knife 鎢鋼鉋花刀 Tungsten carbide router bit	Ø230×230mm Ø510×9.5mm 200×38 ×6.5mm Ø13mm
工作台左右進給動力 Longitudinal travel power	200mm(8")	254mm(10")/300mm(12")
研磨砂輪尺寸 Grinding wheel size	Ø150×Ø16×16mm(Diamond grinding wheel)	
砂輪迴轉速 Rev. speed of grinding wheel	4000r.p.m	4000r.p.m
研磨動力 Grinding power	1HP	1HP
冷卻泵馬達 Coolant pump motor	1/8HP	1/8HP
機械尺寸 Machine size	770×770×1370mm	770×770×1370mm/860×860×1400mm
裝箱尺寸 Measurement	800×800×1470mm	800×800×1470mm/900×900×1500mm
淨/毛重 N.W./G.W.	285/335kgs	300/385kgs / 350/450kgs

上列尺寸規格僅供參考，如有變更，恕不另行通知。

The manufacturer reserves the right to modify the design, specifications, mechanisms etc, subject to change, without prior notice.

www.routmac.com

錫鋼圓鋸片研磨機
TUNGSTEN CARBIDE TIP
CIRCULAR SAWBLADE GRINDERS




YL-280

超鋒利直刀研磨機
SUPER FINISH
STRAIGHT KNIFE GRINDERS



YL-650



錫鋼圓鋸片研磨機

CIRCULAR TUNGSTEN CARBIDE
TIP SAWBLADE GRINDERS

超鋒利直刀研磨機

SUPER FINISH STRAIGHT
KNIFE GRINDERS

規格 SPECIFICATIONS:

型式 Model	YL-280
研磨能力 Grinding capacity (L×W×T)	φ 76-762mm(φ 3"-30")
砂輪尺寸 Grinding wheel size	φ 150×16mm(φ 6"×5/8")
砂輪迴轉速 Rev. speed of grinding wheel	5000rpm
研磨動力 Grinding power	1HP
偏心馬達 Eccentric motor	40W
冷卻泵馬達 Coolant pump motor	1/8HP
機械尺寸 Machine size	1270×700×1250mm
裝箱尺寸 Measurement	1270×850×1400mm
淨重/毛重 N.W./G.W.	350kgs/480kgs

規格 SPECIFICATIONS:

型式 Model	YL-650
研磨能力 Grinding capacity (L×W×T)	660×76×9.5mm(26"×3"×3/8")
粗砂輪尺寸 Coarse grinding wheel size	φ 250×19×φ 25.4mm(φ 10"×3/4"×φ 1")
細砂輪尺寸 Fine grinding wheel size	100×50×16mm(4"×2"×5/8")
砂輪迴轉速 Rev. speed of grinding wheel	1700rpm粗砂輪(Coarse wheel) 1700/3400rpm細砂輪(Fine wheel)
研磨動力 Grinding power	2HP粗砂輪(Coarse wheel) 1/2HP細砂輪(Fine wheel)
工作台左右進給動力 Power of table longitudinal travel	1/2HP
冷卻泵馬達 Coolant pump motor	1/8HP
機械尺寸 Machine size	1750×680×1500mm
裝箱尺寸 Measurement	1900×840×1680mm
淨重/毛重 N.W./G.W.	630kgs/800kgs

※上列尺寸規格僅供參考，如有變更，恕不另行通知。

NOTE: The manufacturer reserves the right to modify the design, specifications, mechanisms etc, subject to change, without prior notice.